



High Street ~ Retail ~ Commercial



Gomti Nagar Extension

nestled in the heart of
Lucknow

DEVELOPER

High Street ~ Retail ~ Commercial



High Street → Retail → Commercial



Non-stop shopping experience, so you can

shop till you drop



**Window
Shopping**




**High Street Retail
& Hypermarket**

**Restaurant &
Coffee Shops**



High Street -- Retail -- Commercial






**Salon &
Beauty Clinics**

Health



Lifestyle Stores

**Health &
Wellness**



Jewellery Store



**Bakery Shop
& Eateries**



High Street ~ Retail ~ Commercial



Starbucks

McDonald's

McDonald's

Starbucks

adidas

adidas

NIKE

NIKE

adidas

adidas

ip

SAMS

BOSE

BOSE

UNG

OD LAND

PUMA

PUMA

PUMA

PUMA



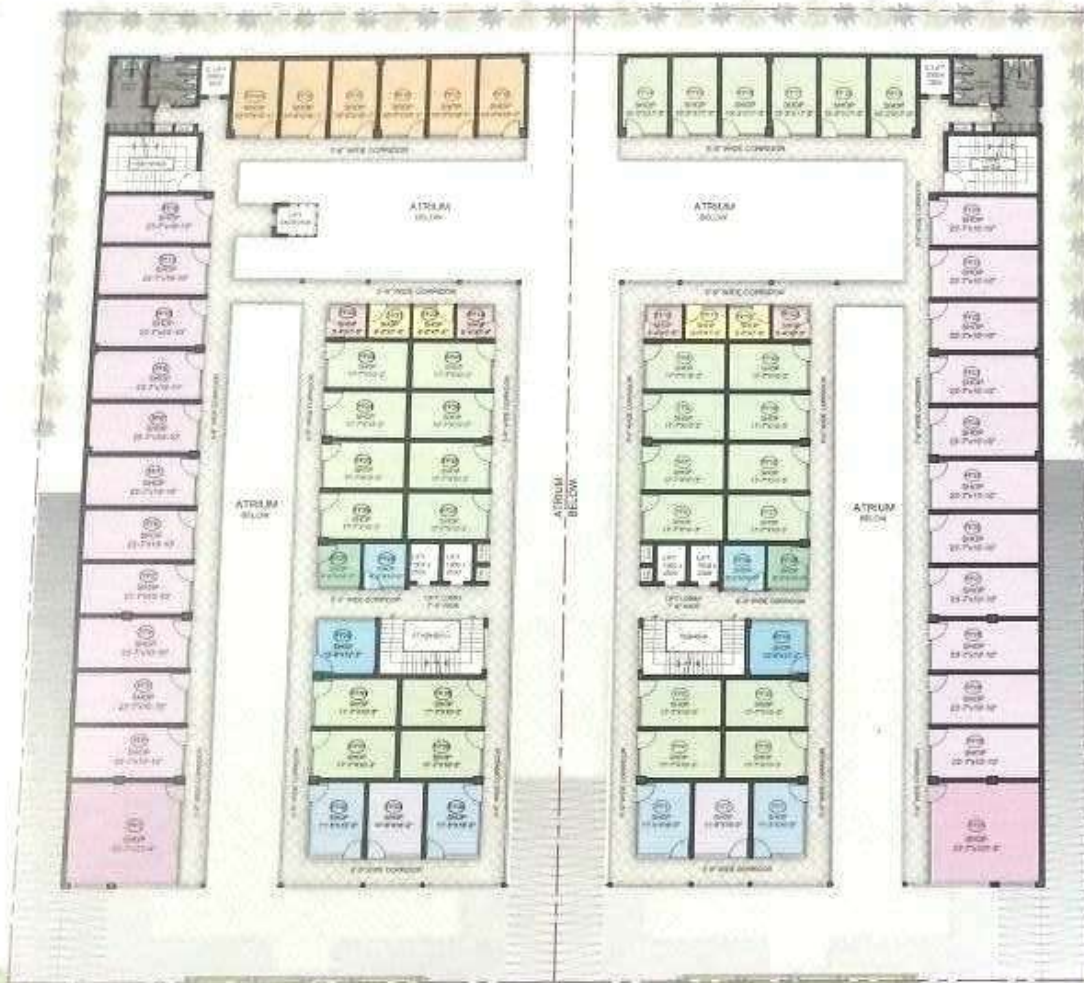
WING 1 LOWER GROUND FLOOR					
SHOP NO.	CARPET AREA	CARPET AREA	BUILT-UP AREA	BUILT-UP AREA	SALEABLE AREA
	Sqm	Sq. Ft.	Sqm	Sq. Ft.	Sq. Ft.
LG 1	36.635	394.19	38.048	409.55	794.52
LG 2	17.961	193.26	19.618	211.168	409.67
LG 3	17.961	193.26	19.618	211.17	409.67
LG 4	17.961	193.26	19.618	211.17	409.67
LG 5	17.961	193.26	19.618	211.17	409.67
LG 6	17.961	193.26	19.618	211.17	409.67
LG 7	17.961	193.26	19.618	211.17	409.67
LG 8	27.869	299.87	30.214	325.22	630.93
LG 9	27.869	299.87	30.214	325.22	630.93
LG 10	27.869	299.87	30.214	325.22	630.93
LG 11	27.869	299.87	30.214	325.22	630.93
LG 12	27.869	299.87	30.214	325.22	630.93
LG 12A	20.649	222.18	22.587	243.13	471.67
LG 14	20.649	222.18	22.587	243.13	471.67
LG 15	20.649	222.18	22.587	243.13	471.67
LG 16	20.649	222.18	22.587	243.13	471.67
LG 17	20.649	222.18	22.587	243.13	471.67
LG 18	20.649	222.18	22.587	243.13	471.67
LG 19	18.338	197.32	19.099	205.48	398.64
LG 20	11.480	123.52	12.290	132.29	256.64
LG 21	11.480	123.52	12.290	132.29	256.64
LG 22	15.833	170.36	16.516	177.78	344.83
LG 23	21.527	231.63	23.500	252.95	490.73
LG 24	21.527	231.63	23.500	252.95	490.73
LG 25	21.527	231.63	23.500	252.95	490.73
LG 26	21.527	231.63	23.500	252.95	490.73
LG 27	30.286	326.88	30.286	326.88	653.76
LG 28	10.408	111.99	11.346	122.13	236.93
LG 29	18.995	204.39	20.023	215.53	418.12
LG 30	21.527	231.63	23.500	252.95	490.73
LG 31	21.527	231.63	23.500	252.95	490.73
LG 32	31.895	343.19	33.235	357.74	694.02
LG 33	23.566	253.57	25.544	274.96	533.41
LG 34	24.405	262.60	27.349	292.02	579.30
LG 35	21.527	231.63	23.500	252.95	490.73
LG 36	21.527	231.63	23.500	252.95	490.73
LG 37	6.863	73.85	7.516	80.90	156.95
LG 38	21.527	231.63	23.500	252.95	490.73
LG 39	21.527	231.63	23.500	252.95	490.73
LG 40	21.527	231.63	23.500	252.95	490.73
LG 41	21.527	231.63	23.500	252.95	490.73
TOTAL			930.40	10014.85	19428.19

WING 2 LOWER GROUND FLOOR					
SHOP NO.	CARPET AREA	CARPET AREA	BUILT-UP AREA	BUILT-UP AREA	SALEABLE AREA
	Sqm	Sq. Ft.	Sqm	Sq. Ft.	Sq. Ft.
LG 1	31.895	343.19	33.235	357.74	694.02
LG 2	23.566	253.57	25.544	274.96	533.41
LG 3	34.405	369.22	37.349	402.02	771.24
LG 4	21.527	231.63	23.500	252.95	490.73
LG 5	21.527	231.63	23.500	252.95	490.73
LG 6	6.863	73.846	7.516	80.90	156.95
LG 7	21.527	231.631	23.500	252.95	490.73
LG 8	21.527	231.631	23.500	252.95	490.73
LG 9	21.527	231.631	23.500	252.95	490.73
LG 10	21.527	231.631	23.500	252.95	490.73
LG 11	18.338	197.32	19.099	205.48	398.64
LG 12	11.481	123.54	12.290	132.29	256.64
LG 12A	11.481	123.54	12.290	132.29	256.64
LG 14	15.833	170.36	16.516	177.78	344.83
LG 15	20.271	218.12	22.177	238.71	456.83
LG 16	20.271	218.12	22.177	238.71	456.83
LG 17	20.271	218.12	22.177	238.71	456.83
LG 18	20.271	218.12	22.177	238.71	456.83
LG 19	20.271	218.12	22.177	238.71	456.83
LG 20	20.271	218.12	22.177	238.71	456.83
LG 21	27.869	299.87	30.214	325.22	630.93
LG 22	27.869	299.87	30.214	325.22	630.93
LG 23	27.869	299.87	30.214	325.22	630.93
LG 24	27.869	299.87	30.214	325.22	630.93
LG 25	27.869	299.87	30.214	325.22	630.93
LG 26	17.961	193.26	19.618	211.17	409.67
LG 27	17.961	193.26	19.618	211.17	409.67
LG 28	17.961	193.26	19.618	211.17	409.67
LG 29	17.961	193.26	19.618	211.17	409.67
LG 30	17.961	193.26	19.618	211.17	409.67
LG 31	17.961	193.26	19.618	211.17	409.67
LG 32	36.635	394.19	38.048	409.55	794.52
LG 33	21.53	231.63	23.500	252.95	490.73
LG 34	21.53	231.63	23.500	252.95	490.73
LG 35	17.817	191.71	20.023	215.53	418.12
LG 36	30.286	326.88	30.286	326.88	653.76
LG 37	10.408	111.99	11.346	122.13	236.93
LG 38	21.527	231.63	23.500	252.95	490.73
LG 39	21.527	231.63	23.500	252.95	490.73
LG 40	21.527	231.63	23.500	252.95	490.73
LG 41	21.527	231.63	23.500	252.95	490.73
TOTAL			927.94	99	



WING - 1					
SHOP NO.	UPPER GROUND FLOOR		BUILT-UP AREA	BUILT-UP AREA	SALEABLE AREA
	CARPET AREA	CARPET AREA			
	Sqm	Sq. Ft.	Sqm	Sq. Ft.	Sq. Ft.
UG 1	34.409	370.241	36.516	393.06	762.53
UG 2	23.741	255.453	25.800	277.71	538.76
UG 3	23.741	255.453	25.800	277.71	538.76
UG 4	23.741	255.453	25.800	277.71	538.76
UG 5	23.741	255.453	25.800	277.71	538.76
UG 6	23.741	255.453	25.800	277.71	538.76
UG 7	23.741	255.453	25.800	277.71	538.76
UG 8	23.741	255.453	25.800	277.71	538.76
UG 9	23.741	255.453	25.800	277.71	538.76
UG 10	23.741	255.453	25.800	277.71	538.76
UG 11	23.741	255.453	25.800	277.71	538.76
UG 12	23.741	255.453	25.800	277.71	538.76
UG 12A	16.836	181.155	18.487	198.99	386.05
UG 14	16.836	181.155	18.487	198.99	386.05
UG 15	16.836	181.155	18.487	198.99	386.05
UG 16	16.836	181.155	18.487	198.99	386.05
UG 17	16.836	181.155	18.487	198.99	386.05
UG 18	16.836	181.155	18.487	198.99	386.05
UG 19	5.911	63.6024	6.343	68.29	132.48
UG 20	6.393	68.7887	6.999	75.34	146.15
UG 21	6.393	68.7887	6.999	75.34	146.15
UG 22	5.911	63.6024	6.343	68.28	132.46
UG 23	16.691	179.595	18.307	197.06	382.29
UG 24	16.691	179.595	18.307	197.06	382.29
UG 25	16.691	179.595	18.307	197.06	382.29
UG 26	16.691	179.595	18.307	197.06	382.29
UG 27	8.379	90.158	8.877	95.55	185.37
UG 28	8.379	90.158	9.241	99.47	198.94
UG 29	14.357	154.481	15.242	164.06	318.29
UG 30	16.692	179.606	18.307	197.06	382.29
UG 31	16.692	179.606	18.307	197.06	382.29
UG 32	17.033	183.275	18.009	193.85	376.07
UG 33	17.094	183.931	18.647	200.72	389.39
UG 34	17.033	183.275	18.009	193.85	376.07
UG 35	16.692	179.606	18.307	197.06	382.29
UG 36	16.692	179.606	18.307	197.06	382.29
UG 37	16.692	179.606	18.307	197.06	382.29
UG 38	16.692	179.606	18.307	197.06	382.29
UG 39	16.692	179.606	18.307	197.06	382.29
UG 40	16.692	179.606	18.307	197.06	382.29
TOTAL			765.63	8241.26	15994.04

WING - 2				
SHOP NO.	UPPER GROUND FLOOR		BUILT-UP AREA	BUILT-UP AREA
	CARPET AREA	CARPET AREA		
	Sqm	Sq. Ft.	Sqm	Sq. Ft.
UG 1	17.033	183.28	18.009	193.85
UG 2	17.094	183.93	18.647	200.72
UG 3	17.033	183.28	18.009	193.85
UG 4	16.691	179.60	18.307	197.06
UG 5	16.691	179.60	18.307	197.06
UG 6	16.691	179.60	18.307	197.06
UG 7	16.691	179.60	18.307	197.06
UG 8	16.691	179.60	18.307	197.06
UG 9	16.691	179.60	18.307	197.06
UG 10	5.911	63.602	6.344	68.29
UG 11	6.393	68.789	6.990	75.24
UG 12	6.393	68.789	6.990	75.24
UG 12A	5.911	63.602	6.343	68.28
UG 14	16.458	177.09	18.077	194.58
UG 15	16.458	177.09	18.077	194.58
UG 16	16.458	177.09	18.077	194.58
UG 17	16.458	177.09	18.077	194.58
UG 18	16.458	177.09	18.077	194.58
UG 19	16.458	177.09	18.077	194.58
UG 20	23.741	255.45	25.800	277.71
UG 21	23.741	255.45	25.800	277.71
UG 22	23.741	255.45	25.800	277.71
UG 23	23.741	255.45	25.800	277.71
UG 24	23.741	255.45	25.800	277.71
UG 25	23.741	255.45	25.800	277.71
UG 26	23.741	255.45	25.800	277.71
UG 27	23.741	255.45	25.800	277.71
UG 28	23.741	255.45	25.800	277.71
UG 29	23.741	255.45	25.800	277.71
UG 30	23.741	255.45	25.800	277.71
UG 31	34.409	370.24	36.516	393.06
UG 32	16.691	179.6	18.307	197.06
UG 33	16.691	179.6	18.307	197.06
UG 34	14.357	154.48	15.242	164.06
UG 35	8.379	90.158	8.877	95.55
UG 36	8.379	90.158	9.241	99.47
UG 37	16.691	179.6	18.307	197.06
UG 38	16.691	179.6	18.307	197.06
UG 39	16.691	179.6	18.307	197.06
UG 40	16.691	179.6	18.307	197.06
TOTAL			763.15	8241.26



WING - 1					
FIRST FLOOR					
SHOP NO.	CARPET AREA	CARPET AREA	BUILT UP AREA	BUILT UP AREA	SALEABLE AREA
	Sqm	Sq. Ft.	Sqm	Sq. Ft.	Sq. Ft.
FF 1	48.413	520.924	50.038	538.61	1044.90
FF 2	23.741	255.453	25.800	277.71	538.76
FF 3	23.741	255.453	25.800	277.71	538.76
FF 4	23.741	255.453	25.800	277.71	538.76
FF 5	23.741	255.453	25.800	277.71	538.76
FF 6	23.741	255.453	25.800	277.71	538.76
FF 7	23.741	255.453	25.800	277.71	538.76
FF 8	23.741	255.453	25.800	277.71	538.76
FF 9	23.741	255.453	25.800	277.71	538.76
FF 10	23.741	255.453	25.800	277.71	538.76
FF 11	23.741	255.453	25.800	277.71	538.76
FF 12	23.741	255.453	25.800	277.71	538.76
FF 12A	16.836	181.155	18.487	198.99	386.05
FF 14	16.836	181.155	18.487	198.99	386.05
FF 15	16.836	181.155	18.487	198.99	386.05
FF 16	16.836	181.155	18.487	198.99	386.05
FF 17	16.836	181.155	18.487	198.99	386.05
FF 18	16.836	181.155	18.487	198.99	386.05
FF 19	5.911	63.6024	6.344	68.28	132.48
FF 20	6.393	68.7887	6.999	75.34	146.15
FF 21	6.939	74.6636	6.999	75.34	146.15
FF 22	5.911	63.6024	6.344	68.28	132.48
FF 23	16.691	179.595	18.307	197.06	382.29
FF 24	16.691	179.595	18.307	197.06	382.29
FF 25	16.691	179.595	18.307	197.06	382.29
FF 26	16.691	179.595	18.307	197.06	382.29
FF 27	8.379	90.158	8.877	95.55	189.37
FF 28	8.379	90.158	9.241	99.47	192.97
FF 29	14.357	154.481	15.242	164.06	318.29
FF 30	16.692	179.606	18.307	197.06	382.29
FF 31	16.692	179.606	18.307	197.06	382.29
FF 32	17.033	183.275	18.009	193.85	376.07
FF 33	17.033	183.275	18.009	193.85	376.07
FF 34	17.033	183.275	18.009	193.85	376.07
FF 35	16.692	179.606	18.307	197.06	382.29
FF 36	16.692	179.606	18.307	197.06	382.29
FF 37	16.692	179.606	18.307	197.06	382.29
FF 38	16.692	179.606	18.307	197.06	382.29
FF 39	16.692	179.606	18.307	197.06	382.29
FF 40	16.692	179.606	18.307	197.06	382.29
TOTAL			779.15	8366.81	16270.44

WING - 2					
FIRST FLOOR					
SHOP NO.	CARPET AREA	CARPET AREA	BUILT UP AREA	BUILT UP AREA	SALEABLE AREA
	Sqm	Sq. Ft.	Sqm	Sq. Ft.	Sq. Ft.
FF 1	17.033	183.28	18.009	193.85	376.07
FF 2	17.033	183.28	18.009	193.85	376.07
FF 3	16.691	179.6	18.307	197.06	382.29
FF 4	16.691	179.6	18.307	197.06	382.29
FF 5	16.691	179.6	18.307	197.06	382.29
FF 6	16.691	179.6	18.307	197.06	382.29
FF 7	16.691	179.6	18.307	197.06	382.29
FF 8	16.691	179.6	18.307	197.06	382.29
FF 9	16.691	179.6	18.307	197.06	382.29
FF 10	5.911	63.602	6.344	68.28	132.48
FF 11	6.393	68.789	6.999	75.34	146.15
FF 12	6.939	74.663	6.999	75.34	146.15
FF 12A	5.911	63.602	6.344	68.28	132.48
FF 14	16.458	177.09	18.077	194.58	377.49
FF 15	16.458	177.09	18.077	194.58	377.49
FF 16	16.458	177.09	18.077	194.58	377.49
FF 17	16.458	177.09	18.077	194.58	377.49
FF 18	16.458	177.09	18.077	194.58	377.49
FF 19	16.458	177.09	18.077	194.58	377.49
FF 20	23.741	255.45	25.800	277.71	538.76
FF 21	23.741	255.45	25.800	277.71	538.76
FF 22	23.741	255.45	25.800	277.71	538.76
FF 23	23.741	255.45	25.800	277.71	538.76
FF 24	23.741	255.45	25.800	277.71	538.76
FF 25	23.741	255.45	25.800	277.71	538.76
FF 26	23.741	255.45	25.800	277.71	538.76
FF 27	23.741	255.45	25.800	277.71	538.76
FF 28	23.741	255.45	25.800	277.71	538.76
FF 29	23.741	255.45	25.800	277.71	538.76
FF 30	23.741	255.45	25.800	277.71	538.76
FF 31	48.413	520.92	50.038	538.61	1044.90
FF 32	16.691	179.6	18.307	197.06	382.29
FF 33	16.691	179.6	18.307	197.06	382.29
FF 34	14.357	154.48	15.242	164.06	318.29
FF 35	8.379	90.158	8.877	95.55	189.37
FF 36	8.379	90.158	9.241	99.47	192.97
FF 37	16.691	179.6	18.307	197.06	382.29
FF 38	16.691	179.6	18.307	197.06	382.29
FF 39	16.691	179.6	18.307	197.06	382.29
FF 40	16.691	179.6	18.307	197.06	382.29
TOTAL			776.68	8360.14	16219.02

1ST FLOOR PLAN

PROPOSED COMMERCIAL BUILDING AT PLOT. NO.CP-4/32-A,AND CP-4/32, SECTOR - 04,GOMTI NAGAR EXTENSION, LUCKNOW. U.P.



WING - 1						
SHOP NO.	CARRY OVER	SECOND FLOOR		MULTI USE	SALABLE AREA	SALABLE AREA
		AREA Sq. Ft.	AREA Sq. Ft.			
SP 1	10.185	181.254	27.844	209.09	573.05	
SP 2	23.743	255.453	25.800	277.21	538.76	
SP 3	23.743	255.453	25.800	277.21	538.76	
SP 4	23.743	255.453	25.800	277.21	538.76	
SP 5	23.743	255.453	25.800	277.21	538.76	
SP 6	23.743	255.453	25.800	277.21	538.76	
SP 7	23.743	255.453	25.800	277.21	538.76	
SP 8	23.743	255.453	25.800	277.21	538.76	
SP 9	23.743	255.453	25.800	277.21	538.76	
SP 10	23.743	255.453	25.800	277.21	538.76	
SP 11	23.743	255.453	25.800	277.21	538.76	
SP 12	16.636	181.355	18.487	198.84	386.05	
SP 12A	16.636	181.355	18.487	198.84	386.05	
SP 14	16.636	181.355	18.487	198.84	386.05	
SP 15	16.636	181.355	18.487	198.84	386.05	
SP 16	16.636	181.355	18.487	198.84	386.05	
SP 17	16.636	181.355	18.487	198.84	386.05	
SP 18	5.911	63.6024	6.343	64.29	132.46	
SP 19	6.393	64.7887	6.393	64.29	132.46	
SP 20	6.393	64.7887	6.393	64.29	132.46	
SP 21	5.911	63.6024	6.343	64.29	132.46	
SP 22	16.691	179.595	18.307	197.06	382.29	
SP 23	16.691	179.595	18.307	197.06	382.29	
SP 24	16.691	179.595	18.307	197.06	382.29	
SP 25	16.691	179.595	18.307	197.06	382.29	
SP 26	8.379	90.158	8.877	95.55	185.37	
SP 27	8.379	90.158	8.877	95.55	185.37	
SP 28	14.357	154.481	15.242	164.06	314.29	
SP 29	16.692	179.696	18.307	197.06	382.29	
SP 30	18.51	199.188	19.537	210.30	407.97	
SP 31	18.51	199.188	19.537	210.30	407.97	
SP 32	16.691	179.595	18.307	197.06	382.29	
SP 33	16.691	179.595	18.307	197.06	382.29	
SP 34	16.691	179.595	18.307	197.06	382.29	
SP 35	16.691	179.595	18.307	197.06	382.29	
SP 36	16.691	179.595	18.307	197.06	382.29	
TOTAL		678.56	7803.97		14169.70	

WING - 2						
SHOP NO.	CARRY OVER	SECOND FLOOR		MULTI USE	SALABLE AREA	SALABLE AREA
		AREA Sq. Ft.	AREA Sq. Ft.			
SP 1	18.51	199.17	19.537	210.30	407.97	
SP 2	16.691	179.595	18.307	197.06	382.29	
SP 3	16.691	179.595	18.307	197.06	382.29	
SP 4	16.691	179.595	18.307	197.06	382.29	
SP 5	16.691	179.595	18.307	197.06	382.29	
SP 6	16.691	179.595	18.307	197.06	382.29	
SP 7	5.911	63.6024	6.343	64.29	132.46	
SP 8	6.393	64.7887	6.393	64.29	132.46	
SP 9	6.393	64.7887	6.393	64.29	132.46	
SP 10	5.911	63.6024	6.343	64.29	132.46	
SP 11	16.658	177.09	18.077	184.58	377.69	
SP 12A	16.658	177.09	18.077	184.58	377.69	
SP 14	16.658	177.09	18.077	184.58	377.69	
SP 15	16.658	177.09	18.077	184.58	377.69	
SP 16	16.658	177.09	18.077	184.58	377.69	
SP 17	23.743	255.45	25.800	277.21	538.76	
SP 18	23.743	255.45	25.800	277.21	538.76	
SP 19	23.743	255.45	25.800	277.21	538.76	
SP 20	23.743	255.45	25.800	277.21	538.76	
SP 21	23.743	255.45	25.800	277.21	538.76	
SP 22	23.743	255.45	25.800	277.21	538.76	
SP 23	23.743	255.45	25.800	277.21	538.76	
SP 24	23.743	255.45	25.800	277.21	538.76	
SP 25	23.743	255.45	25.800	277.21	538.76	
SP 26	33.743	355.45	35.800	377.21	538.76	
SP 27	61.892	665.59	67.644	705.41	979.09	
SP 28	18.51	199.17	19.537	210.30	407.97	
SP 29	16.692	179.65	18.307	197.06	382.29	
SP 30	14.357	154.48	15.242	164.06	314.29	
SP 31	8.379	90.158	8.877	95.55	185.37	
SP 32	8.379	90.158	8.877	95.55	185.37	
SP 33	16.691	179.595	18.307	197.06	382.29	
SP 34	16.691	179.595	18.307	197.06	382.29	
SP 35	16.691	179.595	18.307	197.06	382.29	
SP 36	16.691	179.595	18.307	197.06	382.29	
TOTAL		576.08	7277.29		14117.80	

2ND FLOOR PLAN
 PROPOSED COMMERCIAL BUILDING AT PLOT. NO.CP-4/32-A,AND
 CP-4/32, SECTOR - 04,GOMTI NAGAR EXTENSION, LUCKNOW. U.P.

Thanks

**Site Office: Plot No. CP-4 / 32 & 32A,
Sector-4, Gomti Nagar Extension, Lucknow, U.P.**